

产品规格

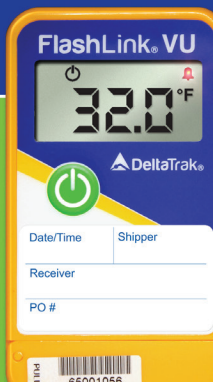
FlashLink VU 蛋白质运输记录仪

| | |
|--------|---|
| 记录周期 | 15天 |
| 记录间隔 | 6分钟 |
| 测量范围 | -40°C 至 50°C |
| 温度分辨率 | 0.1°C |
| 温度精度 | ± 0.5°C 从 -10°C 至 25°C ± 1.0°C 高于 25°C ± 1.0°C 低于 -10°C |
| 数据容量 | 个数据点 |
| 数据下载时间 | 5 seconds typical for 3823 points |
| 报警/设置 | 高 2°C, 低 -2°C |
| 电池 | 纽扣锂电池 |
| 记录仪尺寸 | 50毫米 x 87 毫米 x 15毫米 |
| 外壳 | ABS塑料 |
| 记录仪重量 | 45.36克 |
| 抗冲击性 | 可承受1米下降到硬表面 |
| 认证 | CE标志, NIST溯源, 符合RoHS要求 |
| 显示 | °F温标显示于液晶屏上, 红色LED报警 |
| 防水等级 | IP56 |
| 储存条件 | -20°C 至 50°C, 0% 至 95% RH 无冷凝 |
| 系统要求 | Windows PC与当前操作系统, FlashPDF软件, Adobe Reader |
| 下载要求 | 8-Pin转USB适配器 |

Patent No. 6,088, 514

DeltaTrak在ISO9001:2008质量管理体系下生产产品





FlashLink VU
Protein In-Transit Logger

FlashLink VU
Protein In-Transit Logger

SHIPPER INSTRUCTIONS

- Fill out the shipping label on the logger.
- Press and hold the green START button until the active mode icon (power symbol) flashes on the LCD and temperature reading appears.
- Use adhesive strips to place logger on top of pallet or package to be shipped. Fold bottom half of card down over edge of box to indicate location of logger.

INSTRUCCIONES DEL CARGADOR

- Rellene la etiqueta de envío en el registrador.
- Presione y mantenga presionado el botón verde START hasta que el icono de modo activo (símbolo de encendido) y la temperatura aparezca en la LCD.
- Utilice la cinta adhesiva para colocar el termógrafo arriba de la paleta o paquete por entregar. Doble la parte baja de la tarjeta hacia el borde de la caja para indicar el lugar del termógrafo.

ATTENTION
DATA LOGGER HERE


CAUTION: If the Shadow Log (fail safe data logging) icon (power symbol) is visible, do not push the START button. Download the logger to a PC or printer to recover Shadow Log data.
If the logger is in active mode, the active mode icon (power symbol) and most recent temperature reading will be visible. If there has been a temperature excursion, the alarm icon (bell) is visible and the red LED will be flashing.

Stop mode

Active mode

Trip Statistics

MAX
MIN
HI
LO
C/F
HRS
MIN



32.0 °F

Shadow Log mode

Alarm mode with flashing red LED



15-DAY MODEL 20862
HI ALARM 36°F/2°C
LO ALARM 28°F/-2°C

RECEIVER INSTRUCTIONS

DOWNLOAD LOGGER

- Remove logger from card.
- Press START button to display trip statistics and alarm status. A new statistic is shown each time START button is pressed.
- Connect logger to PC with 8-Pin to USB Adapter, or to a CT Graphics Printer. Downloading the logger will automatically stop the logger.

NOTE: Download FlashPDF software (www.deltatrak.com/support/software-drivers). For 8-Pin to USB Adapter, visit www.deltatrak.com/contact-us or call 800-962-6776 or 925-249-2250.
This instrument is under lease, NOT FOR SALE. Property of DeltaTrak, Inc. Please return instrument via US Mail. US Patent No. 6,088,514/6,142,298

1236 Daker Drive, Modesto, CA 95351 | 800-962-6776 | 925-249-2250 | www.deltatrak.com

2980 16C2

型号 20862

- 大多数货物接收人接受本记录仪的行程数据
- 合并记录库存与一个品牌的所有货物
- 高/低警报编程专为蛋白质设计
- 安装在高能见度的运输卡上
- LCD上提供旅行历史统计
- 如果托运人无法启动记录仪, 专利的阴影登录™功能, 保证了数据记录, 永不丢失
- 下载安全的PDF数据报告到PC电脑, 或使用CT图形打印机打印图表

SS0214_16E1C

